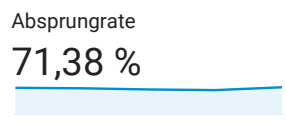
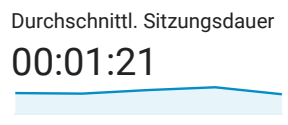
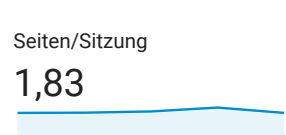
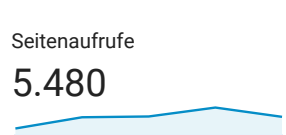
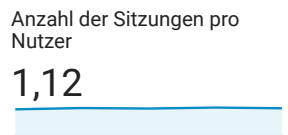
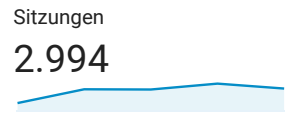
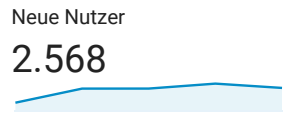
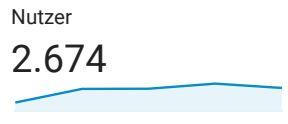
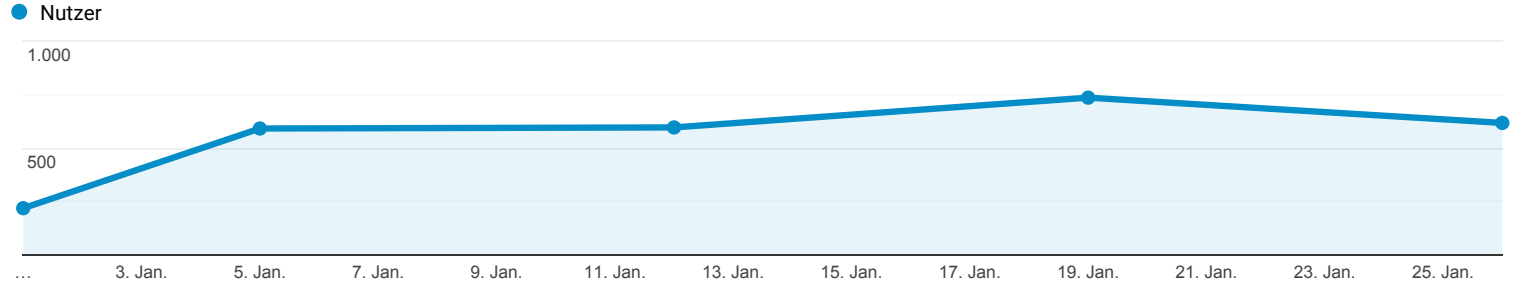


Zielgruppenübersicht

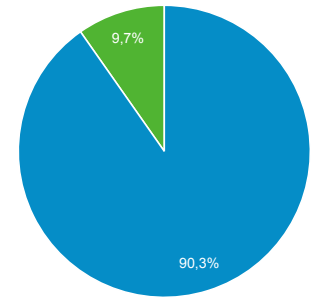
Alle Nutzer
100,00 % Nutzer

01.01.2020 - 31.01.2020

Übersicht



■ New Visitor ■ Returning Visitor



Stadt	Nutzer	% Nutzer
1. Hamburg	208	7,64 %
2. Berlin	177	6,50 %
3. Munich	150	5,51 %
4. (not set)	99	3,63 %
5. Frankfurt	73	2,68 %
6. Cologne	66	2,42 %
7. Stuttgart	62	2,28 %
8. Chicago	48	1,76 %
9. Hanover	44	1,62 %
10. Dresden	37	1,36 %